

Starter

Everybody

UP


Workbook

Lynne Robertson
Patrick Jackson
Susan Banman Sileci

OXFORD


Welcome

A Connect and say.



B ✓ or ✗.

1. sing



2. talk



3. stand



4. sit



1 Art Class

Lesson 1 School Supplies



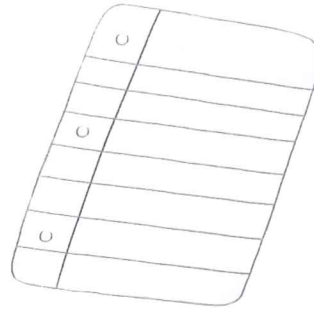
A Match.

1. glue



2. scissors



3. paper



4. paint





B Match.

1.  •  I have glue.

2.  •  I have paper.

3.  •  I have paint.

4.  •  I have scissors.

Note: A dashed line connects the paint jar in item 1 to the girl with paint in item 3.

C ✓ or X.

1.  I have scissors.  


2.  I have glue.  

3.  I have paper.  





4.  I have paint.  

Lesson 2 School Supplies

A Trace.



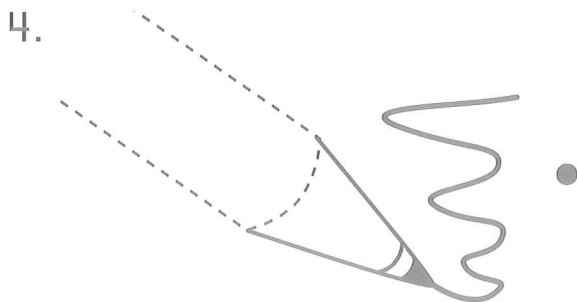
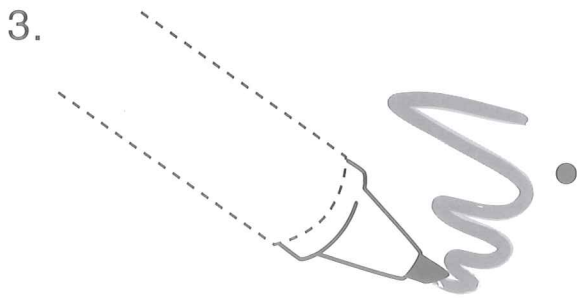
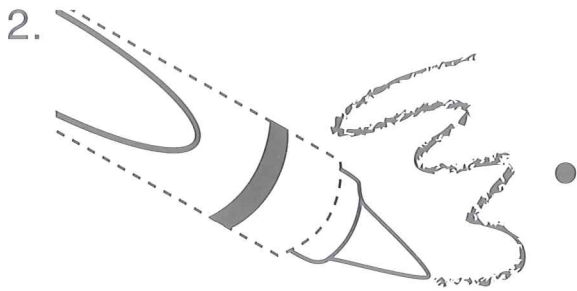
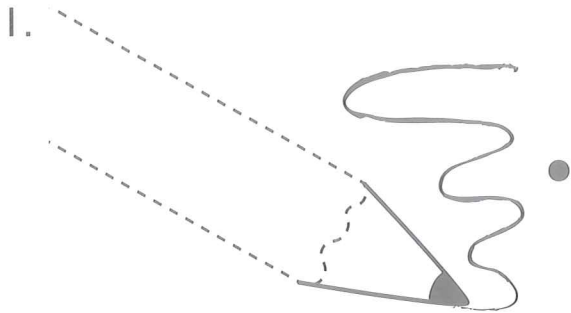
B Match.



C Trace and match.



What do you have?




I have a pen.




I have a marker.



I have a pencil.




I have a crayon.



A Find.

What's your name?



I'm Danny.



What's your name?



I'm Emma.



What's your name?



I'm Julie.



What's your name?




I'm Mike.




B Circle.


1. I'm Julie.



2. I'm Danny.




3. I'm Emma.



4. I'm Mike.




C Draw and write.



Hi. What's your name?

I'm _____.



Lesson 4 Phonics

A Connect.


1. A ● b B b A a


2. B ● a D a B b


3. C ● d A d D c

4. D ● C c C c d

B Match and say.


1. A ● ●  ● ● c

2. B ● ●  ● ● a


3. C ● ●  ● ● b

C Circle and say.



1. Aa



2. Bb



4. Dd



D Trace.

1. A a A a

2. B b B b

3. C c C c

4. D d D d

2 Let's Play

Lesson 1 Toys

A Circle.


1. ball




2. doll



3. balloon




4. yo-yo



B Trace.

1.




I have a ball.

2.




I have a yo-yo.

3.



I have a balloon.

4.



I have a doll.

C Match and say.



It's a balloon.



• balloon



• yo-yo



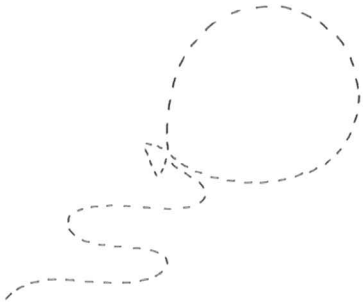
• doll



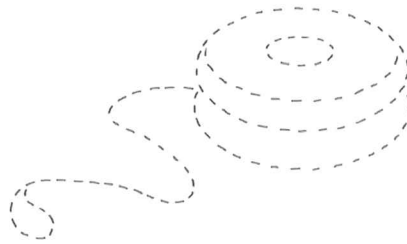
• ball

D Trace.

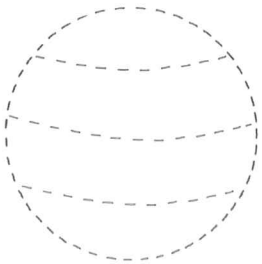
1. It's a balloon.



2. It's a yo-yo.



3. It's a ball.



4. It's a doll.

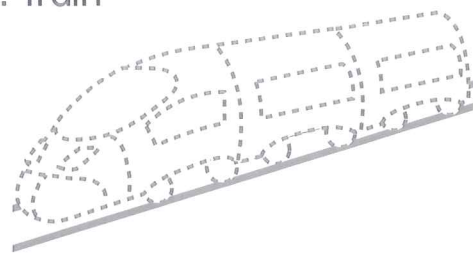


A Trace.

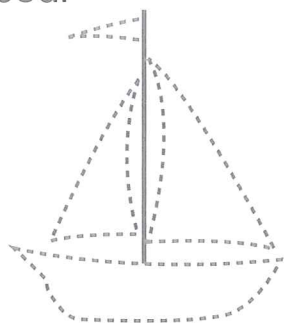
1. car



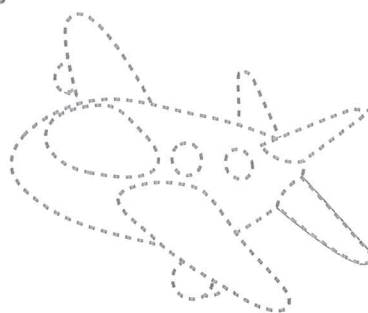
2. train



3. boat



4. jet



B Circle.


1. It's a car.



2. It's a jet.



3. It's a boat.



4. It's a train.



C Match and say.



What is it?


1.



It's a jet.



2.




It's a train.




3.



It's a car.



4.



It's a boat.



Lesson 3 Story

A Match.

1.



2.






3.









4.






B Circle.

1.   

2.   

3.   

4.   

C Match.

1. boys and girls




2. girls




3. boys




Lesson 4 Phonics

A Circle and say.

1. Ee



2. Ff




3. Gg



B ✓ or ✗.

1.




egg

E

e

2.



friend

F

f

3.





girl


G

g

C Match and say.

1. E ● ● g ● ●  ● girl

2. F ● ● f ● ●  ● friend

3. G ● ● e ● ●  ● egg

D Trace.

1. E e E e

2. F f F f

3. G g G g

Review 1

A Match.


1.



2.



3.



4.



5.



6.



I have a car.



I have a balloon.



I have a marker.



I have a jet.



I have paper.



I have a pen.




B Trace.

1. balloon

2. car

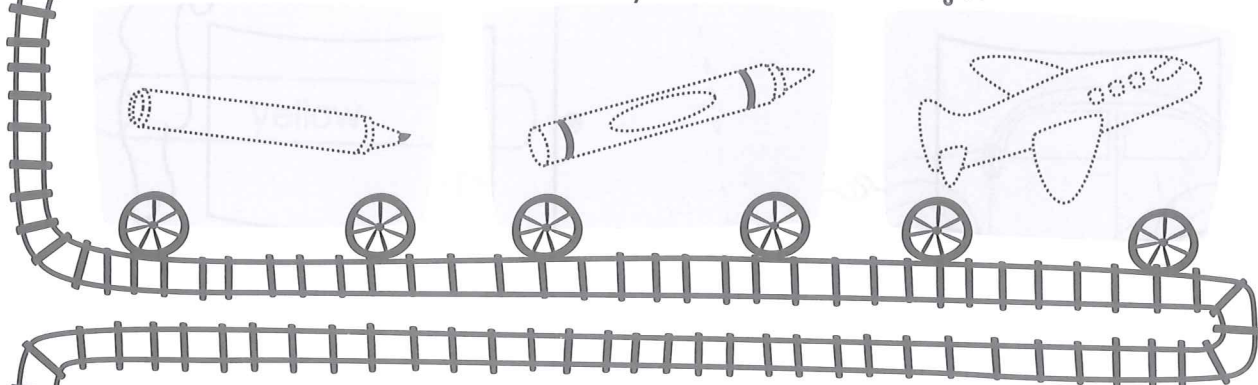
3. doll



4. marker

5. crayon


6. jet



7. scissors

8. glue


9. boat



10. paper

11. yo-yo

12. train




3 Many Colors


Lesson 1 Colors

A Color and say.


1. blue




2. green




3. yellow




4. red



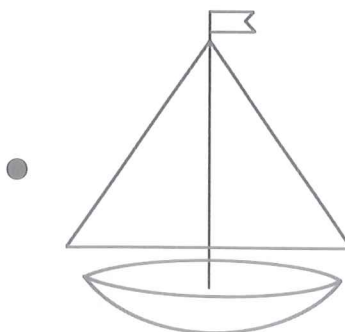

B Match and color.



It's red.



It's green.



It's yellow.

Lesson 2 Colors

A Color and say.



B Match and color.



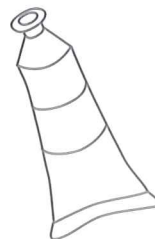


What color is it?

1. It's brown.

2. It's purple.

3. It's orange.

4. It's pink.



C Find and color.







What color is it?

1. It's orange.

2. It's pink.

3. It's purple.

4. It's brown.



A Find.

Hi. How are you?

1.



I'm fine. Thank you.



Here you are.

2.



I'm OK.



Hi. How are you?

3.



Thank you.



B Match and say.

1.



2.



C Circle and say.

1. Hi. How are you?



I'm fine. Thank you.



Thank you.



2. Here you are.



I'm OK.



Thank you!



3. Hello. How are you?



I'm OK.



Thank you.



Lesson 4 Phonics

A Color.

H= green


I = yellow

J= orange

h = blue

i = red

j = purple



B Match and say.

1. H ●



● h

2. I ●



● i

3. J ●



● j

C Match and say.



What is it? What color is it?


1. Hh



2. Ii



3. Jj



It's jam.
It's purple.

It's an insect.
It's red.

It's a hat.
It's brown.

D Trace.

1. Hh Hh




2. Ii Ii

3. Jj Jj

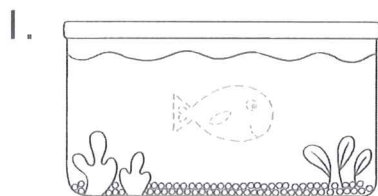
4 Counting

Lesson 1 Numbers

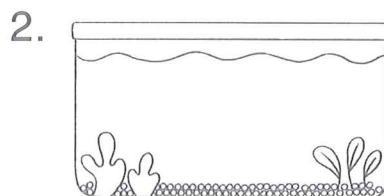
A Count.



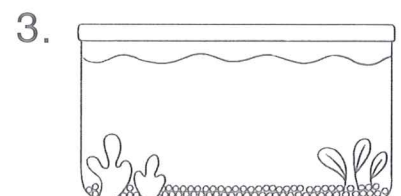
B Draw.



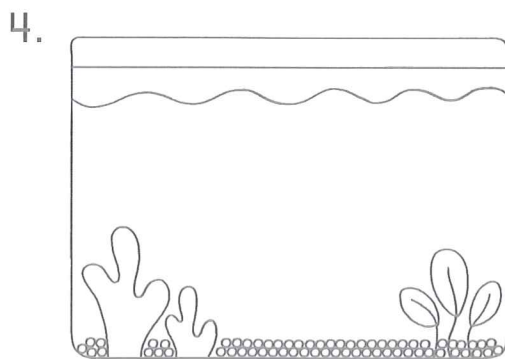
1



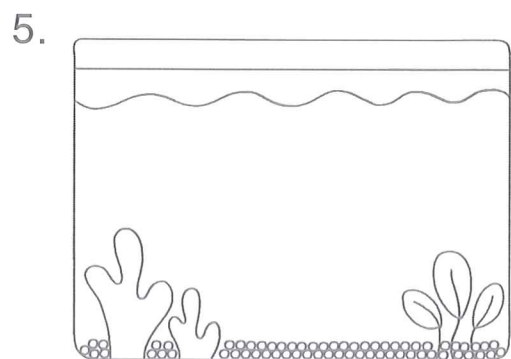
2



3



4



5

C Count.



1. 3

2. _____

3. _____

4. _____

5. _____



D Count and circle.



1 2 3 4 5



1 2 3 4 5



1 2 3 4 5



1 2 3 4 5




1 2 3 4 5

Lesson 2 Numbers

A Match.

1.  2.  3.  4.  5. 



B Count and circle.

1.  

2.  

3.  

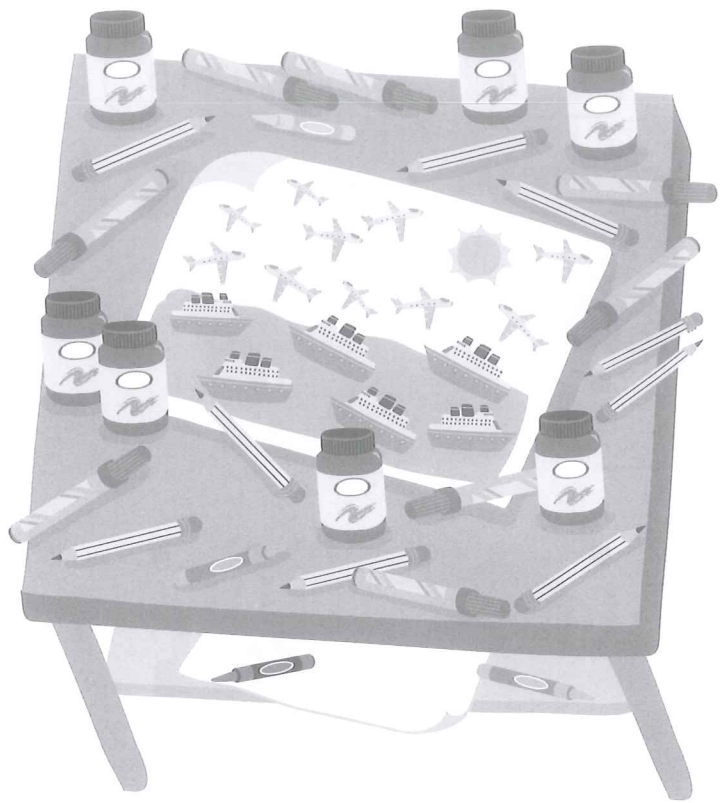
4.  






5.  

C Count.




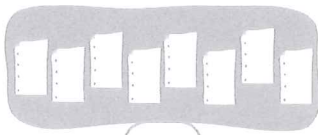

How many?









1. 9 
2. 
3. 
4. 
5. 

D ✓ or X.

1. 5

		
X	X	✓
2. 7

		
		
3. 9

Lesson 3 Story

A Connect.

1.

I'm 6.



2.

I'm 5.




3.

I'm 8.



4.

I'm 7.



B ✓ or X.



How old are you?

1.

I'm 5.



2.

I'm 8.



C Count. Then write.

1.  5

2.  _____

3.  _____

4.  _____

5.  _____

6.  _____

D Draw and write.



How old are you?

I'm _____.



Lesson 4 Phonics

A Circle and say.

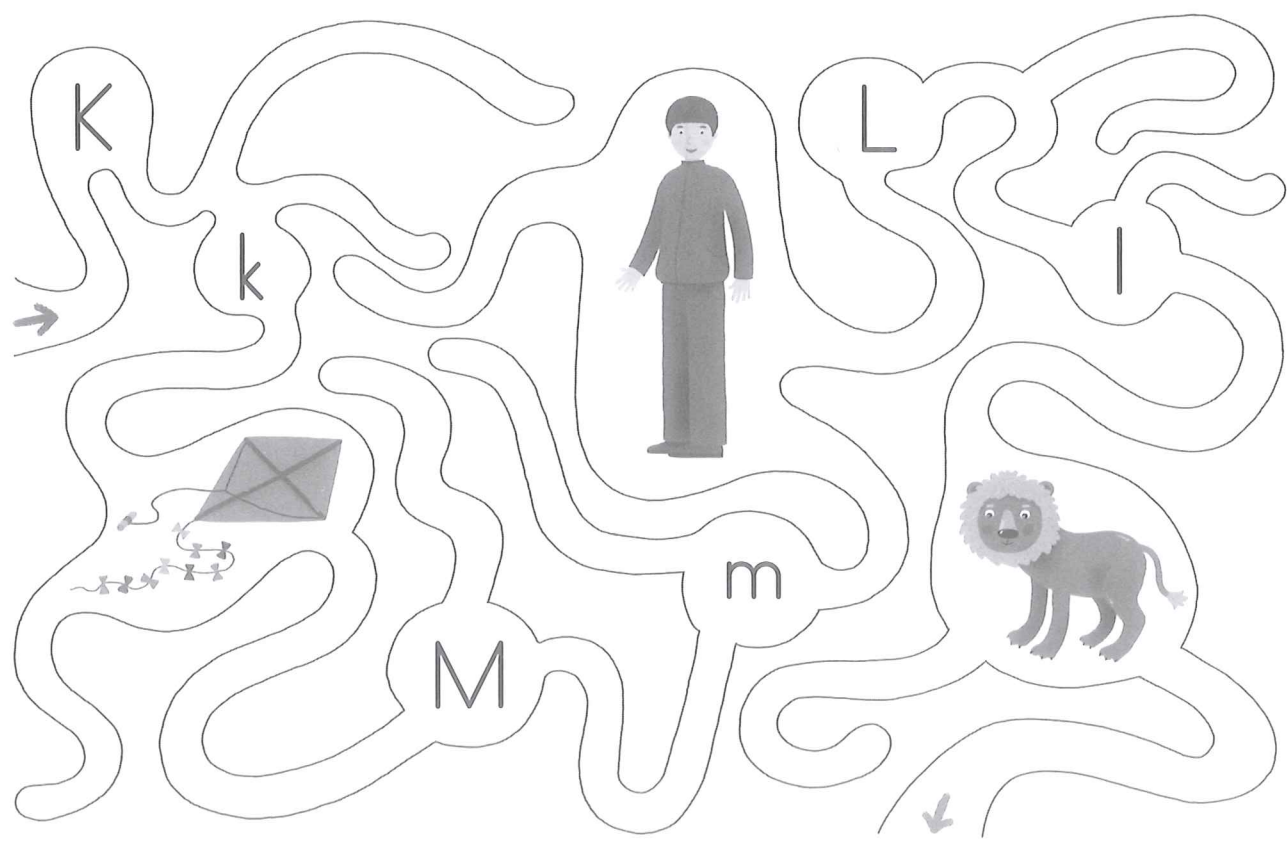
K k = red

L l = blue


M m = green


a	A	K	L	M	M
k	b	l	m	c	l
K	L	C	M	D	K
K	k	L	f	M	m
K	L	M	d	l	k


B Find.



C Match and say.

1. k ●  ● ● man

2. l ●  ● ● lion

3. m ●  ● ● kite

Detailed description: This section contains a matching exercise. On the left, there are three lowercase letters: 'k', 'l', and 'm'. Each letter has a small black dot to its right. On the right, there are three labels: 'man', 'lion', and 'kite', each with a small black dot to its left. Dashed lines connect the letters to the labels: 'k' connects to 'lion', 'l' connects to 'kite', and 'm' connects to 'man'. In the center, there are three illustrations: a lion at the top, a kite in the middle, and a man at the bottom.

D Trace.

1. K k K k

2. l l l l

3. M m M m

Detailed description: This section contains three rows of handwriting practice. Each row has two sets of letters on a three-line grid. Row 1: 'K k' followed by 'K k'. Row 2: 'l l' followed by 'l l'. Row 3: 'M m' followed by 'M m'. The letters are designed for tracing.

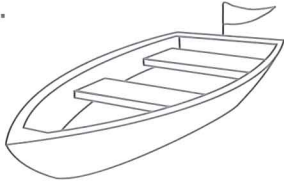
Review 2

A Color and say.




What color is it?

1.



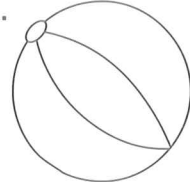
It's brown.

2.




It's green.

3.




It's orange.

4.



It's blue.

5.



It's yellow.

6.




It's red.

B Count. Then write.



How many?


1. _____




2. _____



3. _____



4. _____









5. _____





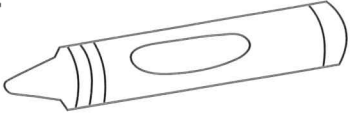
6. _____




C Match.

1.  How old are you?  I'm fine. Thank you.
2.  Hi. How are you?  Thank you.
3.  Here you are.  I'm six.

D Find and color.

1.  1 red
2.  4 blue
3.  7 green



5 Animals

Lesson 1 Pets

A Match.

1.



bird

birds

2.



rabbit

rabbits

3.



cat

cats

4.



dog

dogs

5.



6.



7.



8.



B ✓ or X.

1.



rabbit

rabbits

2.



cat

cats

3.



dog

dogs

4.




bird

birds


C Count. Then write.



Let's count.



D Count and circle.




3 birds
4 birds



5 cats
6 cats



1 dog
2 dogs





7 rabbits
8 rabbits

Lesson 2 Farm Animals

A Count. Then write.



How many?



B Circle.

1. 9 goats



2. 6 cows



3. 7 horses



4. 8 ducks




C Match and say.




How many?

1. horses ●



● ducks

2. ducks ●



● goats

3. goats ●



● horses

4. cows ●



● cows

Lesson 3 Story

A ✓ or X.






B Number.

1. Please help me.

2. Sure.

3. Thank you.



A Circle.

E	F	N	O	P	G	H	A	B
l	m	c	d	a	n	o	p	k
N	O	P	J	K	L	C	D	E
i	j	n	m	n	o	p	a	b
A	B	C	O	C	D	N	O	P
d	e	n	o	p	g	n	c	d
A	N	O	P	J	K	C	G	P
o	p	f	g	n	o	p	b	c

B Match.


1. n ●

● pencil



2. O ●

● nose



3. p ●

● orange




C Count.

1. N 2 2. O _____ 3. P _____



4. n _____ 5. o _____ 6. p _____ 7. _____ 8. _____ 9. _____



D Trace.

1. N n N n



2. O o O o



3. P p P p



6 Lunch



Lesson 1 Food

A Match.

1.  I like bread. 

2.  I like candy. 

3.  I like milk. 

4.  I like water. 

B ✓ or X.




1. water    




2. milk    




3. bread    




4. candy    

C Match and say.

1.   

2.   

3.   

4.   

D What about you? Circle ☺ or ☹.

1. I like water.   

2. I like candy.   

3. I like milk.   

4. I like bread.   


Lesson 2 Food

A Number and say.

1. beans




4



2. rice



3. fish



4. chicken



B ✓ or X.

Do you like fish?

1.



Yes, I do.

No, I don't.

Do you like rice?

2.



Yes, I do.

No, I don't.

Do you like chicken?

3.



Yes, I do.

No, I don't.

Do you like beans?

4.



Yes, I do.

No, I don't.

C Match.

1.



Do you like fish?



No, I don't.



2.




Do you like chicken?



No, I don't.



3.



Do you like beans?



Yes, I do.



4.




Do you like rice?





Yes, I do.



A Match.

1.  Do you like water?


 It's a sandwich.

2.  What is it?

 Thank you!

3.  Here you are.





 No, I don't.

4.  Do you like milk?





 Yes, I do.

B Number.





1.

<p>Thank you.</p>  <p>4</p>	<p>What is it?</p>  <p>2</p>	<p>Here you are.</p>  <p>1</p>	<p>It's chicken.</p>  <p>3</p>
--	---	--	---





2.

<p>You're welcome.</p>  <p></p>	<p>It's beans.</p>  <p></p>	<p>Thank you.</p>  <p></p>	<p>What is it?</p>  <p></p>
---	---	---	---

3.

<p>It's fish.</p>  <p></p>	<p>Thank you.</p>  <p></p>	<p>You're welcome.</p>  <p></p>	<p>What is it?</p>  <p></p>
---	---	---	--

4.

<p>What is it?</p>  <p></p>	<p>Thank you.</p>  <p></p>	<p>Here you are.</p>  <p></p>	<p>It's rice.</p>  <p></p>
--	---	---	---

Lesson 4 Phonics

A Connect.

1. Q r R r Q q
2. R q S q R s
3. S s Q s S r

B ✓ or X.

1.



q



r



2.




s



r



3.



s



q




C Match and say.

1. Qq

2. Rr

3. Ss



ring

sun

queen

D Trace.

1. Q q Q q

2. R r R r

3. S s S s

Review 3

A Count.



How many?






1. rabbits 3 2. cats _____ 3. dogs _____ 4. birds _____
 5. horses _____ 6. cows _____ 7. ducks _____ 8. goats _____

B Circle.

1.  I like milk.
 2.  I like beans.
 3.  I like candy.
 4.  I like bread.



C Match.















7 Things to Do

Lesson 1 Abilities


A Match and say.



B ✓ or X.

1.		run		<input checked="" type="checkbox"/>		<input type="checkbox"/>
2.		skip		<input type="checkbox"/>		<input type="checkbox"/>
3.		jump		<input type="checkbox"/>		<input type="checkbox"/>
4.		walk		<input type="checkbox"/>		<input type="checkbox"/>

C Find and number.



I can jump.




I can run.



I can walk.



I can skip.



D What about you? ✓ or X.

1. I can walk.



2. I can run.



3. I can skip.



4. I can jump.



Lesson 2 Abilities

A Find and number.

1. swim



2. dance



3. wink




4. sing



B Circle.

1. Can you dance?



Yes, I can.

No, I can't.

2. Can you swim?



Yes, I can.

No, I can't.

3. Can you sing?



Yes, I can.

No, I can't.

4. Can you wink?



Yes, I can.

No, I can't.

C Match and say.



Can you wink?

Yes, I can.

No, I can't.

1. wink



2. sing



3. dance



4. swim



D What about you? ✓ or X.

1. sing



Yes, I can.

No, I can't.

2. wink



Yes, I can.

No, I can't.

3. swim



Yes, I can.

No, I can't.

4. dance



Yes, I can.

No, I can't.

Lesson 3 Story

A Match and say.

1.



2.



3.



4.



Can you swim?



Can you wink?



Can you sing?



Can you dance?



Yes, I can.



No, I can't.



No, I can't.



OK! Let's dance.



B Match.



Let's play!

1.



2.



3.



4.



OK! Let's run.



OK! Let's jump.



OK! Let's sing.



OK! Let's dance.




Lesson 4 Phonics

A Find and circle.

1. T	a	K	B	T	b	Q	e	H
2. t	r	C	t	s	M	d	R	g
3. U	C	E	N	f	l	U	g	b
4. u	L	H	D	u	I	j	J	S
5. V	E	k	O	l	K	m	V	o
6. v	n	A	o	v	G	p	e	q
7. tuv	e	c	t	u	v	e	r	I
8. TUV	m	T	U	V	b	i	l	a

B Circle.



teacher

t	u	v
---	---	---



umbrella

t	u	v
---	---	---




violin




t	u	v
---	---	---

C Find.

1. T 2. t 3. U 4. u 5. V 6. v



D Trace.



8 My Body

Lesson 1 My Face

A Find and number.

1. eyes




2. ears



3. nose



4. mouth




B Circle.

1.



I can touch my ears.



2.



I can touch my nose.



3.



I can touch my eyes.



4.



I can touch my mouth.



C Trace.

How about you?

I can touch my _____.

1. eyes

2. ears

3. nose


4. mouth



Lesson 2 My Body

A Match.

1. shake my legs



clap my hands

2. clap my hands



shake my legs

3. swing my arms



stomp my feet

4. stomp my feet



swing my arms

B Number.

1. clap my hands




2. stomp my feet









3. shake my legs















4. swing my arms









C Match and say.


1.      


2.      


3.      


4.      

D What about you? ✓ or X.



1.  clap my hands

2.  stomp my feet

3.  swing my arms

4.  shake my legs

A Find and number.



1. Ouch! My feet.

2. Ouch! My hand.

3. Ouch! My arm.

4. That's OK.

B Number.

1.

Oops! I'm sorry.



2.

That's OK.


1.





2.



3.



4.



5.



Lesson 4 Phonics

A Find and circle.

1.	W	m	r	w	e	W	w
2.	X	x	d	x	l	h	X
3.	Y	q	u	Y	p	y	y
4.	Z	e	z	z	v	Z	n

B Find and circle.

1. Ww



2. Xx



3. Yy



4. Zz



C Match and say.

1.

w



woman

2.

x



fox

3.

y



yo-yo

4.


z





zebra

D Trace.



1.



2.



3.



4.



Review 4

A Find and number.



1. I can run.

2. I can skip.

3. I can jump.

4. I can walk.

5. I can swim.

6. I can sing.

7. I can dance.


8. I can wink.

B Find and circle.

What can you do?

I can clap my hands.

I can touch my ears.



Alphabet Writing Practice

A A

a a

B B

b b

C C

c c

D D

d d

E E

e e

F F

f f

G G

g g

H H

h h

I I

i i

J J

j j

K K

k k

Alphabet Writing Practice

L L

I I

M M

m m

N N

n n

O O

o o

P P

p p

Q Q

q q

R R

r r

S S

s s

T T

t t

U U

u u

V V

v v

Alphabet Writing Practice

W W

w w

X X

x x

Y Y

y y

Z Z

z z